






# HAIR PROFESSIONAL

 **Funding Band:** 10 (£7,000)  **Duration:** 24 months  **Level:** 2  **LARS:** 157  **Standard N°:** ST0213

## 1. THE APPRENTICESHIP

The title of Hair Professional can encompass two possible streams, both with their different practices and requirements: Hairdresser and Barber. **Hairdressers** need to be versatile and be able to jump between male and female clientele. In the Hair Professional apprenticeship, Hairdresser Apprentices will be able to shampoo and condition hair, cut hair using a range of techniques, style and finish hair to create a variety of looks and colour and lighten hair. **Barber** Apprentices, by contrast, are more specialised and tend to service only men. Barber Apprentices will be able to shampoo and condition hair, cut hair using barbering techniques, style and finish hair, cut facial hair into shape and provide shaving services for men.





Both Hairdressers and Barbers must have an intimate knowledge of hair types—from wispy and straight to thick and very curly—and be able to instantly work with a diverse set of hairstyles on demand. Perhaps most importantly, they should be able to communicate with clients to ensure they address their particular needs, demonstrate professionalism and values consistent with the profession and be able to work without supervision to a high level of precision.



“  
**WE ARE HERE TO HELP APPRENTICES BEE WHAT THEY WANT TO BEE**”

## 2. ON-PROGRAMME

The Apprentice must have completed all on-programme elements in order to begin End-Point Assessment:

			
<b>Continual development</b> of Skills, Knowledge and Behaviours	<b>20% Off-the-Job Training</b>	<b>Level 2 Diploma</b> for Hair Professionals (Hairdressing or Barbering)	<b>Functional Skills*</b> Level 1 English and Maths, and attempt to complete Level 2

### Functional Skills\*

All Level 2 Apprenticeship Standards require the Apprentice to have successfully completed Level 1 Functional Skills in both English and maths qualifications (or equivalent) in order to progress through Gateway to undertake End-Point Assessment. Apprentices will also need to have at least attempted Level 2 Apprenticeship Standards.

## 3. GATEWAY

In order to enter into the Gateway phase, the Apprentice will need to have passed all the relevant Knowledge, Skills and Behaviour criteria as set out in the Apprenticeship Standard. After a meeting between the Apprentice, Employer and Training Provider, it will be the Employer's decision to place an Apprentice through End-Point Assessment. The Apprentice must have completed all on-programme elements in order to begin End-Point Assessment.

**Resources.** Training Qualifications UK has designed and developed a range of resources for this Apprenticeship Standard to help the Assessor and Apprentice in tracking progress of key Gateway components.

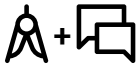


As an End-Point Assessment Organisation (EPAO), Training Qualifications UK is required to see evidence of an Apprentice completing or attempting the relevant Functional Skills qualification assessments where necessary in order to verify Gateway requirements have been met.

To find out what evidence Training Qualifications UK will accept for this Apprenticeship Standard, see our Level 2 Apprenticeship Functional Skills guidance on Verve EPA.

## 4. END-POINT ASSESSMENT

The synoptic End-Point Assessment will consist of **one** component:



### Practical Observation and Oral Questioning

The following units will be assessed:

1. Consultation
  2. Shampoo, condition and treat the hair and scalp
  3. Cut hair using a range of techniques
  4. Style and finish hair using a range of techniques
  5. **Hairdressing:** Colour and lighten hair.  
(The optional unit will be assessed on-programme)
- Barbering:** Cut facial hair into shape and shaving services.

Professionalism and Values, Behaviours and Communication, and Safe Working Practices are embedded within the qualification units. See in detail [here](#).

★ **Distinction, Pass**



## 5. GRADING

Once the assessment is completed, the Apprentice will be provided with an overall grade for their apprenticeship using the following grading table:

Practical Observation & Oral Questioning	GRADE
<ul style="list-style-type: none"> <li>• Capable of managing and running a column</li> <li>• Works safely and hygienically at all times</li> <li>• Professional approach to work</li> <li>• Competently use a range of techniques, methods, tools and products to achieve accurate finished looks</li> <li>• Product and service advice is sound</li> <li>• Client comfort is maintained throughout all services</li> <li>• Able to respond to questions accurately</li> </ul>	Pass
<ul style="list-style-type: none"> <li>• Meeting all the Pass criteria</li> <li>• Organised and proactive in their approach to work</li> <li>• Constant attention to detail in all aspects of work</li> <li>• Capable of combining and adapting a full range of techniques, methods, tools and products</li> <li>• Product and service advice goes beyond the basic, backed up with a full depth of understanding</li> <li>• Continually goes the extra mile to meet customers' needs</li> <li>• Able to respond to questions with full justification for any decisions.</li> </ul>	Distinction

## 6. APPRENTICESHIP CERTIFICATION

Once the Assessor verifies the Apprentice has completed all the End-Point Assessment components, Training Qualifications UK will initiate the certification process. Working with the Education & Skills Funding Agency, we will ensure the Apprentice receives their certificate in recognition of completing their apprenticeship.

### Progression:

Level 3 Advanced and Creative Hair Professional.

## 7. OCCUPATIONAL COMPETENCE

Completion of the Hair Professional Apprenticeship makes the learner eligible for state registration with the Hair Council.

**“WE PROVIDE QUALIFICATIONS THAT MEET THE NEEDS OF LEARNERS AND EMPLOYERS”**

### Why choose Training Qualifications UK?

We're an End-Point Assessment Organisation for the 21st Century. While some are happy with traditional methods, we look for new ways of working to push the industry, our customers and their Apprentices forwards. We do this with a personalised approach to account management built around your needs, quick and responsive service that aims to respond to enquiries within 24 hours, and innovation that delivers efficiency through technology.

### With us, you'll get:

- |   |  |   |                                    |  |
|---|--|---|------------------------------------|--|
| <b>1.</b>                                     | <b>2.</b>                                  | <b>3.</b>   | <b>4.</b>                          | <b>5.</b>  |
| Expert, tailored End-Point Assessment support | Assessor and Apprentice learning resources | Access to our straightforward Apprentice management system, Verve EPA | A clear and fair pricing structure | Marketing and social media support to share your success |

### More Information

For more information on this Apprenticeship Standard, visit [The Institute for Apprenticeships](#).

Already working with Training Qualifications UK? Contact your dedicated Client Relationship Officer to find out more about this Standard and others. If you're new to Training Qualifications UK, you can get in touch through the below channels.

☎ 03333 583 344 @ epasupport@tqk.org 🏠 epa.tqk.org     

		Route 1: Hairdressing			Route 2: Barbering			
		Cut hair using a range of techniques	Style and finish hair	Colour and lighten hair using a range of techniques	Cut hair using a range of techniques	Style and finish men's hair	Cut facial hair into shape	Shaving services
Practical assessment		<p>One creative restyle and finish using a minimum of three cutting techniques.</p> <p><b>Specific requirements:</b></p> <p>The creative restyle should be finished to complement the style. If this includes a blow dry using a round brush this can be counted as one of the two style and finish looks listed below.</p>	<p>Two finished looks using a minimum of four techniques.</p> <p><b>Specific requirements:</b></p> <p>One above and one below shoulder look.</p> <p>One setting technique.</p> <p>80% of the hair should be taken up.</p> <p>Three dressing techniques.</p> <p>The blow dry must include the use of a round brush.</p>	<p>Two colour and/or lightened hair services using a minimum of two products.</p> <p><b>Specific requirements:</b></p> <p>A minimum of a 'T' section of the head.</p> <p>A change in depth and tone, and one other colouring technique.</p>	<p>Two barbering looks using a minimum of nine techniques.</p> <p><b>Specific requirements:</b></p> <p>Two of the neckline shapes.</p> <p>Two of the outline shapes.</p>	<p>One finished look on men's hair.</p> <p><b>Specific requirements:</b></p> <p>One drying technique.</p>	<p>Two facial hair cuts.</p> <p><b>Specific requirements:</b></p> <p>A full beard and moustache.</p> <p>A partial beard and moustache.</p>	<p>One full shaving service.</p>
	Oral Questioning	<p>The reasons for and benefits of using a range of techniques to create the look.</p> <p>The factors that have influenced the finished look: consultation, hair classifications, hair characteristics, client requirements, contra-indications, lifestyle, adaptations.</p> <p>Advice to give to clients throughout and after the service.</p>	<p>The reasons for and benefits of using a range of techniques to create the look.</p> <p>The factors that have influenced the finished look: consultation, hair classifications, hair characteristics, client requirements, contra-indications, lifestyle, adaptations, product choice.</p> <p>Advice to give to clients throughout and after the service.</p>	<p>The reasons for and benefits of selecting the products and techniques used to create the look.</p> <p>The factors that have influenced the finished look: consultation, hair classifications, hair characteristics, client requirements, colour/product selection, contra-indications, skin and other diagnostic tests results.</p> <p>Advice to give to clients throughout and after the service.</p>	<p>The reasons for and benefits of using a range of techniques to create the look.</p> <p>The factors that have influenced the finished look: Consultation, hair classifications, hair characteristics, client requirements, contra-indications.</p> <p>Advice to give to clients throughout and after the service.</p>	<p>The reasons for and benefits of using a range of techniques to create the look.</p> <p>The factors that have influenced the finished look: consultation, hair classifications, hair characteristics, client requirements, contra-indications, products.</p> <p>Advice to give to clients throughout and after the service.</p>	<p>The reasons for and benefits of using a range of techniques to create the look.</p> <p>The factors that have influenced the finished look: Consultation, hair classifications, hair characteristics, client requirements, contra-indications.</p> <p>Advice to give to clients.</p>	<p>The reasons for and benefits of using a range of techniques to create the look.</p> <p>The factors that have influenced the finished look: consultation, hair classifications, hair characteristics, client requirements, contra-indications.</p> <p>Advice to give to clients throughout and after the service.</p>